



2022

Self-Direction  
Conference

# Addressing Racial Disparities in Self-Direction: A Panel Discussion

April 12, 2022



# **Racial and Ethnic Disparities and Home and Community-Based Services**

**Chanee D. Fabius, PhD, MA**

**Assistant Professor**

**Department of Health Policy and Management**

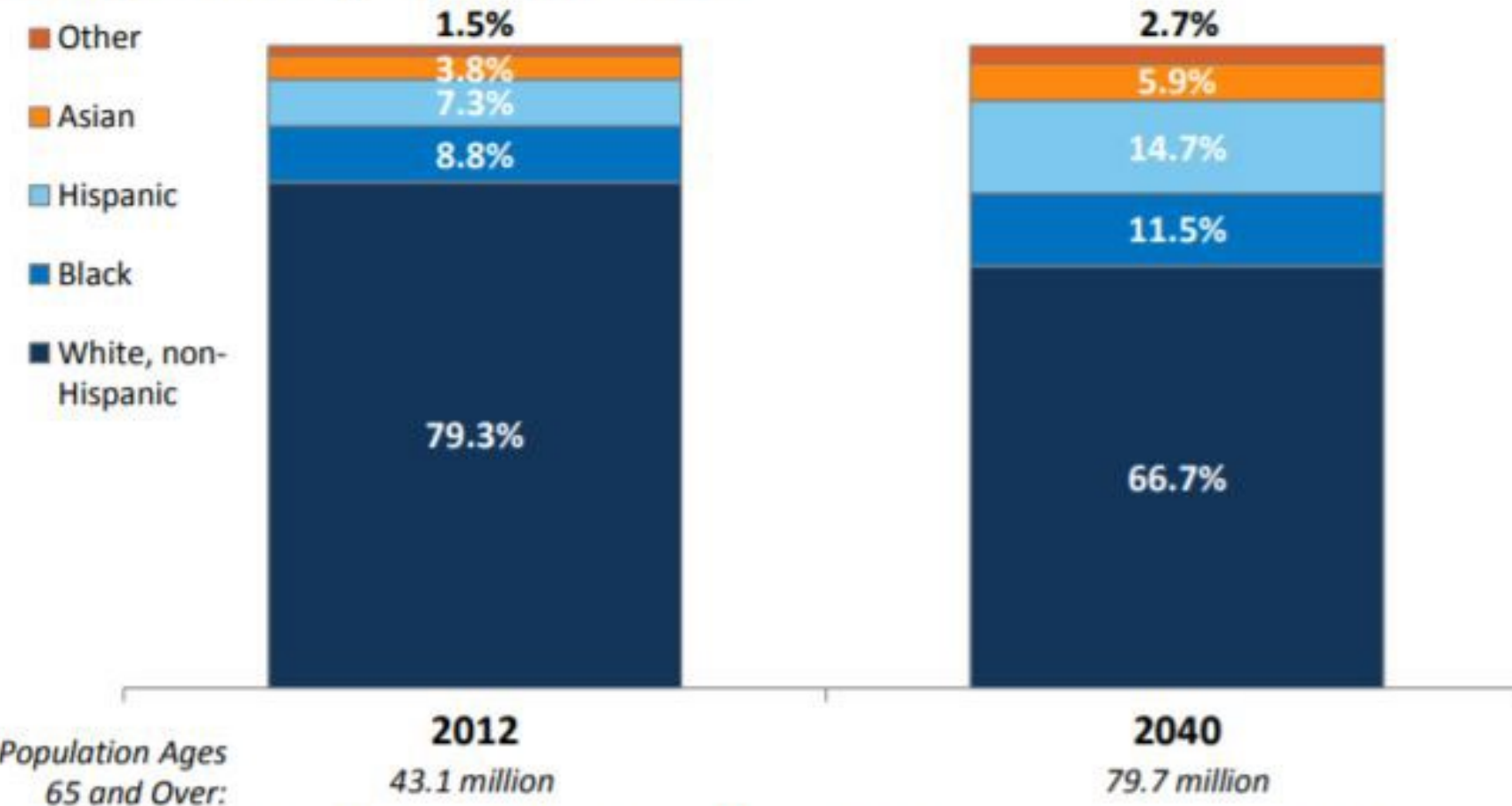
**Johns Hopkins Bloomberg School of Public Health**

# Overview



Figure 1

## Distribution of U.S. Population Ages 65 and Over, by Race/Ethnicity, 2012 and 2040



NOTE: Categories sum to more than 100% in both years because Hispanics may be of any race. "Other" includes American Indian and Alaska Native, Native Hawaiian and other Pacific Islander, and people reporting two or more races.  
SOURCE: Kaiser Family Foundation analysis of data from U.S. Census Bureau, *An Aging Nation: The Older Population in the United States* (May 2014).



# New Estimates of Americans with Alzheimer's Disease and Related Dementias Show Racial and Ethnic Disparities

*Number of Americans with Alzheimer's Disease Expected to Increase*

Percentage of Adults Aged 65 and Older with Alzheimer's Disease by Race and Ethnicity



296249A



[www.cdc.gov/aging](http://www.cdc.gov/aging)

Centers for Medicare and Medicaid Services, 2014

Alzheimer's Disease Projected to Nearly Triple by 2060



Census Population Projections Program, 2014 to 2060

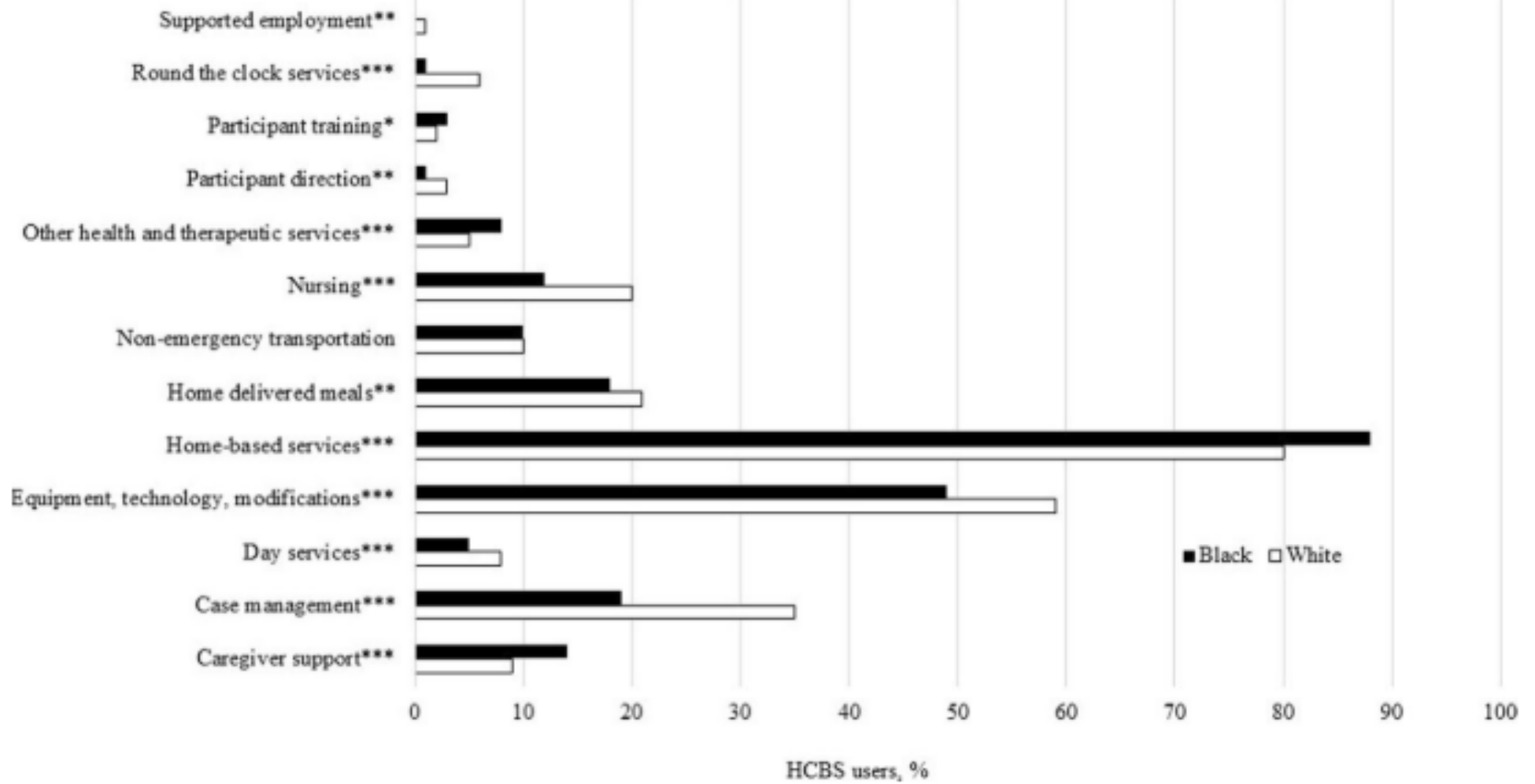
# Disparities in Home and Community-Based Services



# Racial and Ethnic Disparities in HCBS

- Non-Hispanic Black and Hispanic older adults have greater need for HCBS (Garfield et al., 2015).
- Black HCBS recipients younger, more often women, living with more disability than White HCBS recipients (Fabius et al., 2018).
- Black HCBS recipients more likely to be hospitalized than White HCBS recipients (Gorges et al., 2019).
- Alternative residential settings – disparities in assisted living (Fabius et al., 2018).





**Fig. 1** Comparison of Type of HCBS Utilization among HCBS Users, by Race. Note: \* $p < .05$ ; \*\* $p < .01$ ; \*\*\* $p < .001$



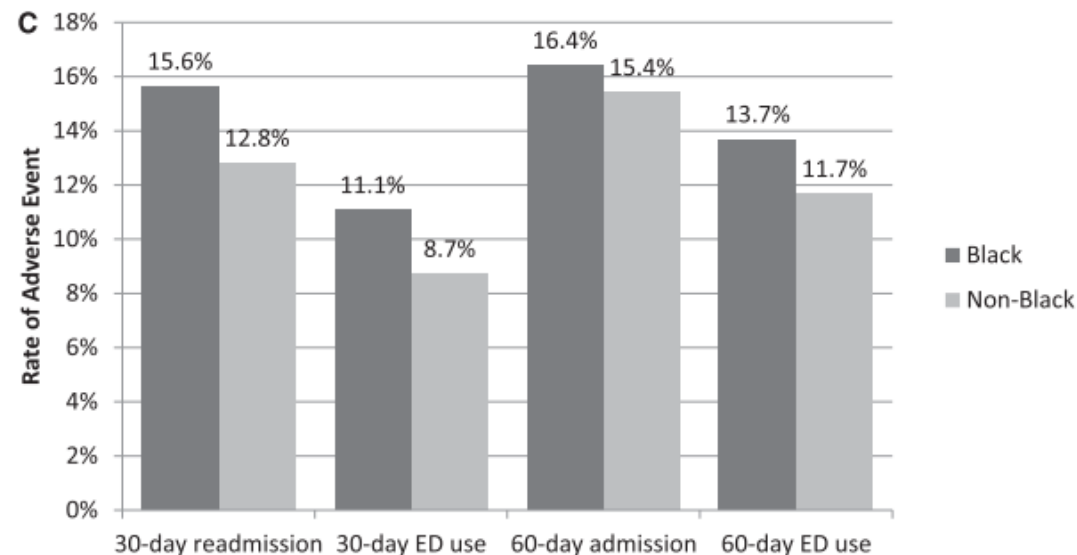
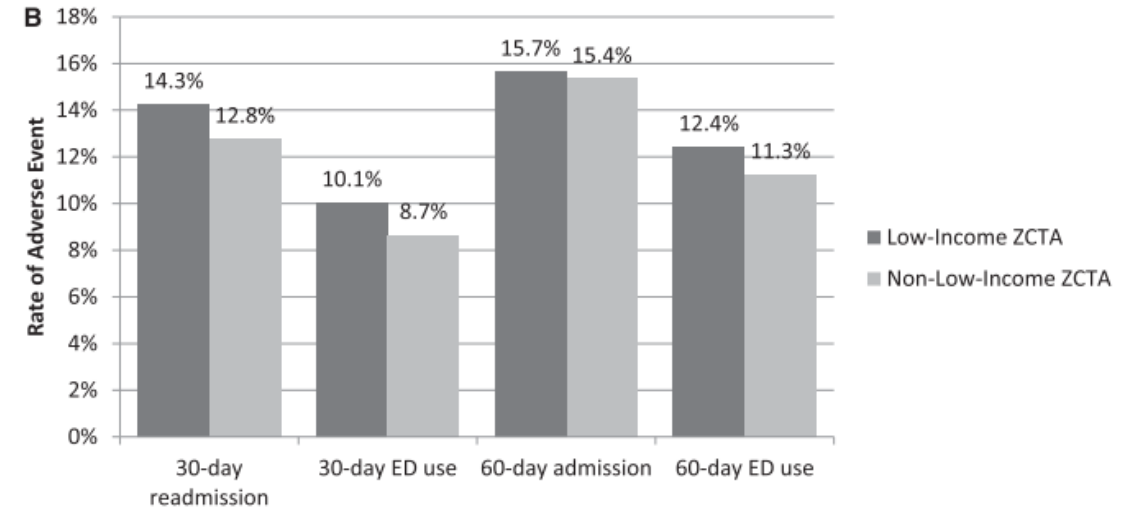
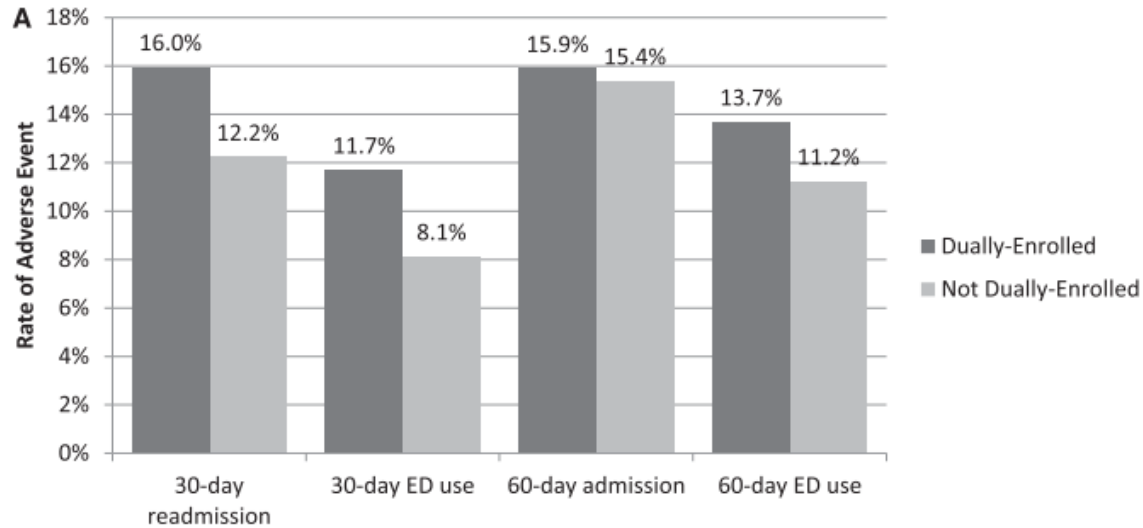
**Table 2.** Characteristics of MFP Participants (65+), by HCBS (N = 647).

	Traditional HCBS (n = 225)	Hourly PCA (n = 211)	Live-in PCA (n = 211)
<i>Baseline characteristics</i>			
Age (at transition), %***			
65–74	51	37	32
75–84	36	36	41
85+	13	28	27
Sex, %***			
Male	47	30	25
Female	53	70	75
Race, %*			
White	72	78	83
Nonwhite	28	22	18
ADL/IADL impairment <sup>a</sup> (baseline) (0–13), M (SD)***	5 (4)	6 (4)	9 (3)

\* $p < .05$ , \*\* $p < .01$  \*\*\* $p < .001$ ; Chi-square test unless otherwise noted; a. Kruskal-Wallis H-test used to determine ADL/IADL impairment and community integration across groups; b. Missing  $n = 7$  for self-rated health,  $n = 3$  for like where you live,  $n = 7$  for unmet medical need,  $n = 9$  for falls in past 6 months,  $n = 48$  for global life satisfaction.



# Medicare Home Health Disparities



# COVID-19 and Home and Community-Based Services

- Declining provider infrastructure (e.g., closures, workforce shortages)
- Social distancing recommendations impacting participation in adult day services.
- Families opting out of in-home services
- Change in care delivery (e.g., assessments, telehealth)



# Moving Forward



# Disparities in Long-Term Services and Supports



ELSEVIER

JAMDA

journal homepage: [www.jamda.com](http://www.jamda.com)



Special Article

## Evidence for Action: Addressing Systemic Racism Across Long-Term Services and Supports



Tetyana Pylypiv Shippee PhD<sup>a,\*</sup>, Chanee D. Fabius PhD, MA<sup>b</sup>,  
Shekinah Fashaw-Walters PhD<sup>a</sup>, John R. Bowblis PhD<sup>c</sup>, Manka Nkimbeng PhD<sup>a</sup>,  
Taylor I. Bucy MPH<sup>a</sup>, Yinfei Duan PhD<sup>d</sup>, Weiwen Ng MPH<sup>a</sup>, Odichinma Akosionu MPH<sup>a</sup>,  
Jasmine L. Travers PhD<sup>e</sup>

<sup>a</sup>University of Minnesota School of Public Health, Minneapolis, MN, USA

<sup>b</sup>Johns Hopkins University Bloomberg School of Public Health, Baltimore, MD, USA

<sup>c</sup>Miami University, Farmer School of Business and Scripps Gerontology Center, Oxford, OH, USA

<sup>d</sup>University of Alberta Faculty of Nursing, Edmonton, AB, Canada

<sup>e</sup>New York University Rory Meyers College of Nursing, New York, NY, USA



**Thank you!**

**Email: [cfabius1@jhu.edu](mailto:cfabius1@jhu.edu)**



**@ChaneeFabius**

